



ASCEND[®]

COMPOSITE CLADDING SYSTEM





SUPERIOR VALUE



ENDURING
PERFORMANCE



EASY INSTALLATION,
EASIER MAINTENANCE



THERE'S NEVER BEEN CLADDING LIKE **THIS.**

Introducing ASCEND® Composite Cladding by Alside, a first-of-its-kind solution that brings together beauty, performance and easy installation for one of the best overall values on the market.

With tall exposures and the deeply grained look of real wood, ASCEND captures the high-end aesthetics today's homeowners demand. But with ASCEND, installation is quicker and easier than fiber cement, engineered wood and other composite panels. In fact, ASCEND can often be installed with less labor required.

After it's installed, ASCEND doesn't just perform . . . it lasts. And lasts. And lasts. Keeping that "just-installed" look for years to come with little maintenance required.

And that's just the beginning of the new heights ASCEND reaches.

REACH NEW HEIGHTS.



FAST, SIMPLE INSTALLATION

VIRTUALLY MAINTENANCE-FREE



EXCLUSIVE (GP)² TECHNOLOGY[®]

ASCEND is the world's first composite cladding engineered with a combination of **G**lass-Reinforced **P**olymer and **G**raphite-Infused **P**olystyrene. This exclusive (GP)² Technology was developed to achieve superior performance, meeting or exceeding industry test standards and criteria[†] for windload, workability, flame spread/smoke development and weatherability. With (GP)², ASCEND boasts:

**Class A Fire Rating
for both flame spread
and smoke developed**

**Impressive thermal and
impact resistance**

**Superior windload
performance**

ASCEND's (GP)² compound contains glass fibers for added structural stability, strength and heat resistance, while titanium dioxide protects against ultraviolet degradation, and impact modifiers help resist dents and dings. (GP)²'s integral weatherable pigments provide strong fade resistance, even on ASCEND's dark colors, and its non-moisture-absorbing materials prevent rotting, warping, shrinking and swelling. The Graphite-Infused Polystyrene helps ASCEND achieve an R-value of 2.0, improving overall energy efficiency and helping to reduce thermal bridging.*


SEE THE POSSIBILITIES.



COMPATIBLE TRIM,
WINDOWS AND ACCESSORIES

LIFETIME LIMITED WARRANTY**

STRIKING AND STUNNING



INCREDIBLE BEAUTY

With ASCEND, a color palette of 20 shades ranges from timeless to on-trend, while the look of real wood creates the high-end aesthetics today's homeowners demand.



EASY INSTALLATION

Not only does ASCEND's light weight make it easy to handle, its self-aligning stack lock makes it easy to install – even by fewer laborers. Plus, no sealing, touching up, joint flashing or caulking are required, meaning less mess and less waste.



A LIFETIME OF BEAUTY, GUARANTEED**

With ASCEND, years of minimal maintenance come backed by an industry-leading lifetime limited warranty for exceptional performance.

ASCEND COMPOSITE CLADDING: NOT JUST DIFFERENT. BETTER.

		FIBER CEMENT/ ENGINEERED WOOD	VINYL SIDING	ASCEND COMPOSITE CLADDING SYSTEM
AESTHETICS	TALL PROFILE/EXPOSURE	✓		✓
	FLAT FACE	✓		✓
	REALISTIC WOODGRAIN APPEARANCE	✓		✓
PERFORMANCE	SOLID FEEL AGAINST WALL	✓		✓
	COMPATIBLE WITH HIGH-END TRIM OPTIONS	✓		✓
	LIFETIME LIMITED WARRANTY**		✓	✓
	MOISTURE-RESISTANT No swelling		✓	✓
	RESISTS HIGH WINDS WITH UNEXPOSED FASTENERS		✓	✓
	LOW MAINTENANCE		✓	✓
EASE OF USE	EASY HANDLING		✓	✓
	EASE OF INSTALLATION Self-aligning, one-person hang		✓	✓
	NO SEALING, TOUCHING UP, JOINT FLASHING OR CAULKING		✓	✓
	NO SPECIALIZED SKILL REQUIRED Less risk of errors		✓	✓
	ENHANCED SAFETY No special tools or respirators required		✓	✓

REINFORCED NAIL HEM

for secure wall attachment and
greater windload resistance

FORGIVING HANG

helps conceal minor wall imperfections

STACK LOCK

for easy installation

**7" FLAT FACE AND
CEDAR MILL GRAIN**

recreates the natural look of wood

INSULATING DESIGN

for improved thermal performance

**20 LOW-GLOSS AND
LOW-MAINTENANCE COLORS**

to match any homeowner's style

(GP)² TECHNOLOGY


for a Class A Fire Rating and
lower expansion

VERSATILE 3/4" PROJECTION

is compatible with both standard
and architectural accents

SHARP BUTT EDGE

better replicates the look of real wood



ENGINEERED TO
OUTPERFORM
AT EVERY LEVEL.



Glacier White



Almond



Monterey Sand



Pebble



Canyon Drift




Flagship Brown



Rustic Timber



Cape Cod Gray



Sterling Gray



Storm



Ageless Slate



Charcoal Smoke



Cast Iron



Laguna Blue




Harbor Blue



Midnight Blue



Riviera Dusk



Mountain Fern



Deep Moss



Fired Brick

THE LOOK OF REAL WOOD. THE PERFORMANCE OF SOMETHING BETTER.

With ASCEND, superb aesthetics, workability and performance come together – installing easily and providing homeowners with a lifetime of minimal maintenance. It's time to reach new heights. **It's time to ASCEND.**



Alside 3773 State Road Cuyahoga Falls, Ohio 44223
1-800-922-6009 www.alside.com



©2022 Alside. Alside, ASCEND and (GP)² Technology are registered trademarks of Associated Materials, LLC. †For specifications, performance test data and code compliance, visit <https://ascendcompositelcladding.com/wp-content/uploads/2020/03/ASCEND-Three-Part-Specification.pdf> and <https://ascendcompositelcladding.com/wp-content/uploads/2022/10/2022-10-31-Associated-Materials-CCRR-0316-Renewal.pdf>. *See your Alside Sales Representative for additional information regarding any questions you might have, or any assertions herein, concerning energy efficiency or savings. Energy savings will vary. **For a copy of the written product warranty, please visit www.alside.com/support/warranties/ or contact your Alside Sales Representative. Colors may be slightly different from their appearance in this brochure. Make final color selections using actual product samples. Specifications subject to change without notice. Printed in USA. 11/22 12.5M/OP 75-7302-01